



FS7, AF2, OC7

Mobile Fume Cleaners Models FS7, FS8

In creating this outstanding range of Fume Cleaners, Ozone has established an impressive new benchmark in pollution control. "Off the shelf" Cleaners can be tailored to suit any application with numerous size, power, filter, mounting and inlet options. High efficiency, cleanable filters capture fume and light dust, and recirculate clean, breathable air back into the workplace.

Mobile Fume Cleaners, in combination with Ozone's unique "all solid" Flexi Arm, are the perfect solution when a flexible extraction system is critical. The compact model FS7 is designed for use with one Flexi Arm. FS8 Cleaners have a larger filter with sufficient capacity for two operators. Either one or two Flexi Arms can be directly connected.



FS8, 2 x AF3, DS200



An optional, more powerful extractor is available for very heavy pollutant loads. Both models offer the convenience and safety of single-phase motors as standard.

Ozone Fume Cleaners: an outstanding combination of quality, safety and performance. *Try one and experience the working environment of the future.*

Wall Mounted Cleaners Models FU7, FU8

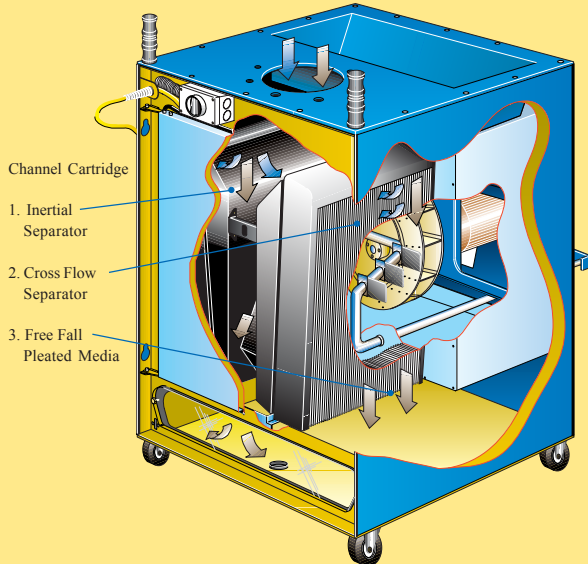
Wall-mounted Fume Cleaners have a number of unique features making them both safe and easy to use. As the inlets are positioned on the bottom, the Cleaner can be mounted above head height out of harm's way. The electrical isolation switch can be detached and relocated at a convenient place in the work area. User-friendly key slots, cut into the case, make the Cleaner very simple to mount.



Ozone Fume Cleaners can drive Beam and Arm combinations for extra floor coverage. Or they are easily ceiling mounted, with either 1 or 2 Arms connected.



At the heart of each Cleaner is the unique Ozone Channel Cartridge. An impressive three-stage process provides long filter life and efficiencies generally greater than 99.9%.



The optional Vibro Cleaner ensures quick and safe filter cleaning. Simply move the handle in an out. By connecting a compressed air line to the fitting supplied, additional filter cleaning results.



Canopy Fume Cleaners Model TF8 & EC8

When extracting fumes directly at their source is not possible, the Ozone Canopy Fume Cleaner is the answer. For example, fume generated from open wash tanks, welding fume from robotic welders or fume from laser cutters and profile cutters. The EC8 Canopy accessory is sized to suit the TF8 Fume Cleaner and simply bolts on. Alternatively, the Canopy can be remotely mounted and connected to the Cleaner by ducting. The TF8 Cleaner can be supplied with a variety of extractor options making it equally suitable for use with other canopies. It is also designed to be used without a canopy, as a Recirculator, for ambient pollution control.



Central Fume Cleaners

Model FS9




With their stacked filter chambers, Central Fume Cleaners have a massive 40 square metres of filter media, suitable for fume-laden flow rates up to 800 litres per second. Ideal for ducted systems to multiple arms or to plasma, profile or laser cutting tables.

Flexi Arms

Models AF2, AF3, AF4

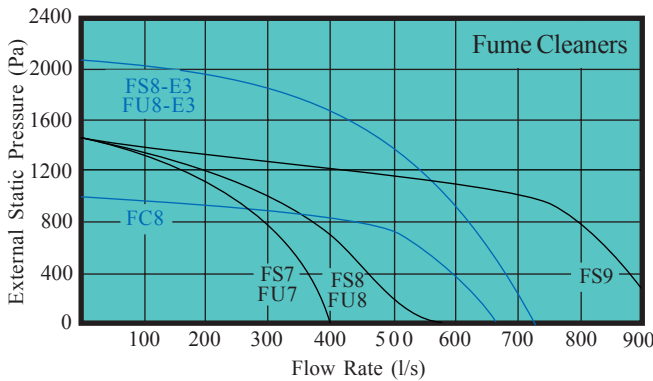
Flexi Arms are the perfect partner for Ozone Fume Cleaners. With a 360° swivel mounting plate, flexible joints and a unique rotating inlet hood, the Arm can be positioned anywhere the operator wishes. With its "all solid" design, high performance and minimal maintenance are guaranteed. Flexi Arms are available with Inlet Lights and with Limit Stops.



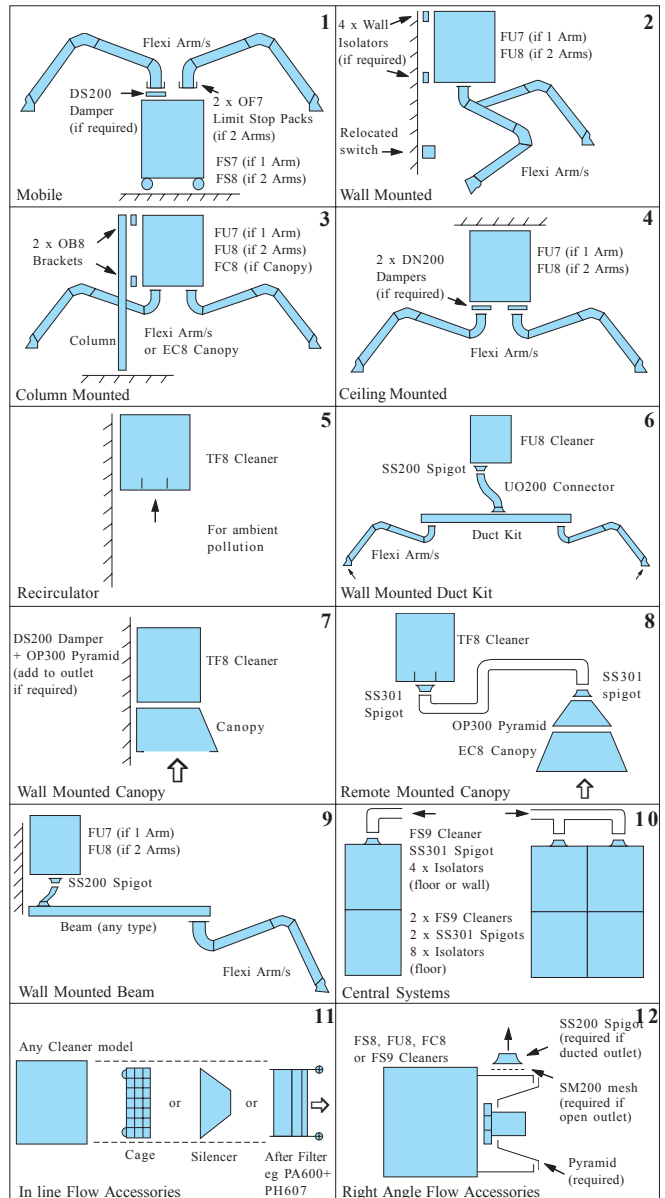
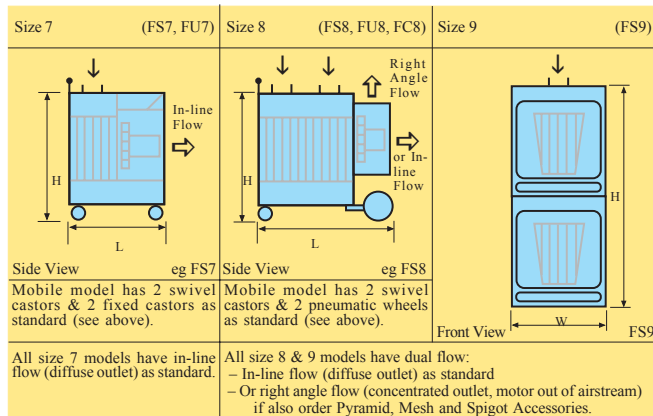
Applications

Fume Cleaners feature a type CR Channel Cartridge filter as standard. Other filters are available with a wide range of media.

Code	Media Area m ²	Media Type (surface loading)
CR7	10	Cellulose, resin coated, corrugated
CR8	20	
CP7	10	Polymer
CP8	20	
CW7	10	Polymer, water and oil repellent
CW8	20	



Curves show static pressure at Cleaner inlet. Set equal to static pressure of upstream system (system losses + velocity pressure at inlet). Tested with clean filters, inline flow, ducted inlet (FS7/FU7 200mm dia., FS8/FU8 2 x 200mm, FC8/FS9 300mm), diffuse outlet, standard Cleaner at end of system (AMCA or BS type C).



Ozone products are shown in blue. All necessary connections are included with the products so they simply bolt together. The "words" in each box fully describe the set of Ozone products to be ordered for a complete system. See Accessories section for codes.

Data Table

Cleaner Code →	FS7	FU7	FS8	FU8	TF8	FS9
Type	Mobile	Wall	Mobile	Wall	Canopy	Central
Size designation	7		8		9	
Filter Media area (m ²)	10		20		40	
Dimensions, as standard – Width W (mm)	740	700	740	700	910	700
(case & wheels) – Length L (mm)	700	700	980	960	1200	960
– Height H (mm)	1030	910	1030	910	1520	1810
Weight, as standard (kg)	130	125	145	130	130	230
Sound Pressure Level, semi-reverberant, 1m front, ducted inlet (dBA)	69	70	71	72	72	74
Recommended flow, for fume (l/s)	200		400		800	
Recommended spigot diameters, ducted inlet, for fume (mm)	150 or 200		200		300	300
Typical accessories joined to inlet, for fume	1 x Arm		2 x Arms		1 x Canopy	4 x Arms
Maximum flow, filtered Cleaner, open inlet/s (l/s)	400		560 (E1), 720 (E3)		660	930 (E1)
Maximum flow, bare Extractor, open inlet (l/s)	800		800 (E1), 1000 (E3)		1000	1600 (E1)
↓ Option Code					↓ 2 Rotors	
E1 1 Extractors – 1kW, 1-phase (switch, 10m flex, plug)	Standard		Standard		Standard	
E1 3 – 1kW, 3-phase (contactor, overload)	Option		Option		Option	
E3 3 – 3kW, 3-phase (contactor, overload)	–		Option		Option	
Q1 1 – 1kW, 1-phase (switch, 10m flex, plug)	–		–		Standard	
Q1 3 – 1kW, 3-phase (contactor, overload)	–		–		Option	
Q2 3 – 2kW, 3-phase (contactor, overload)	–		–		Option	
– Filter Cleaning	Standard		Standard		Standard	
V – Vibro	Option		Option		Option	
J – Jet Cleaner	Option		Option		Option	

How To Order Fume Cleaners

Options

Choose Cleaner Code from above table

Extractor: Leave blank if standard, or Code if Option

Filter Cleaning: Leave blank if standard, or V if option

Then choose Accessories from the diagrams opposite

Example 1: Application 1 on previous page with 2m Arm. Order: FS7, AF2.

Example 2: Application 2 on previous page with 2m Arms, 3-phase extractor & Vibro Cleaner. Order: FU8-E13V, 2 x AF2.

Note: if ordering for overseas, also specify phase, voltage and frequency.

How to Order Accessories

Limit Stop Pack OF7

Length Code
2m AF2
3m AF3
4m AF4

Flexi Arms

Canopy EC8

Cage OC7

Silencer Q17

Extractor	Code	Type	Bracketry	Max Flow (Required)	Code
E1	OP200	HEPA	HEPA	200L/s	PA600
E3	OP300	HEPA	HEPA	550L/s	PH607
Q1	OP301	Gas	Gas	200L/s	PH615
Q2	OP302	Gas	Gas	400L/s	PG605

Pyramids

After Filters

Type	Diam	Code	Sliding DS200	Non Return DN200
Spigot	150mm	SS150		
Spigot	200mm	SS200		
Spigot	300mm	SS301		
Blank	200mm	SB200		
Mesh	200mm	SM200		

Spigots, Blank, Mesh

Dampers

Bracket OB8 (order 2off)

BF3

Column

Model	Code
3m Fixed	BF3
3m Hinged	BH3
6m Hinged	BH6

Beams

Duct Kits

Length	Code
3.0m	KD2
4.5m	KD3
6.0m	KD4

For Mobile and Central Cleaners only

Drawer OD6

Cartridges	Size 7	Size 8	Wall OI7 (order 4 off)	Floor OI8 (order 4 off)
Cellulose, resin coated	CR7	CR8		
Polymer	CP7	CP8		
Polymer, liquid repellent	CW7	CW8		
Micro Screen	MM7	MM8		

Channel Cartridges

Last digit in Cleaner Code is "size"

Isolators

Technical and Safety notes

- Wall- and floor-mounted products must be fixed securely to suitable surfaces and isolation-mounted to reduce noise, if necessary.
- If sparks are present, order flame retardant filter. If dust loads are significant, order microscreen filter.
- Temperature range design limit -10°C to + 50°C.
- Designing a multi-Arm fixed system: a) choose flow rate required to capture pollutant at each Arm; b) find system flow rate based on Arms needed to operate at same time; c) design duct layout; d) choose duct diameters for correct transport velocities; e) calculate static pressure of upstream system = system losses (Arms + fittings + duct) + velocity pressure at Cleaner inlet + contingency + curve derating loss if required; f) plot system flow rate, system static pressure point and select nearest Cleaner(s) whose curve exceeds this. (Curves can be derated using the rule of thumb: extra pressure loss (Pa) when clean filter becomes dirty = D x (flow in l/s)² where D = 0.005 for size 7, 0.001 for size 8, 0.0003 for size 9. Note: Arm loss is 230Pa at 200l/s).
- Cartridge filters are designed for fume which is free flowing (not sticky, agglomerative or hygroscopic), load (< 0.2g/m³), size (50% > 1 micron) and up to the "Recommended Flow". For other loads or sizes, reduce flow (to half that recommended in extreme cases) to maintain filter efficiency and cleanability.
- Read Instruction Manuals provided before operating products.
- This brochure describes **standard** products, designed for use in non-hazardous areas and for use with nuisance pollutants which are not: explosive, flammable, hot/incendiary, mixtures of sparks and combustibles, corrosive or toxic. If risk of toxic pollutants (concentrations in breathing zone above exposure standards/TLVs), also consider: ducting outside, product after-filters, outlet monitors, or personal respirators. Requests for non-standard products or particular capture/filtration efficiencies or filters, must be stated in writing on customer's final order and if accepted will be restated on Ozone's invoice.
- It is impossible to list all the potential safety issues associated with pollution control. Ozone is a supplier of standard products, not a consultant or contractor. We rely on the customer and their agents to safely select products, design connected systems, and install/operate/maintain these products and systems, to suit **their** pollutant. Customers should consult and comply with relevant National and State laws/regulations/standards.
- Flexi Arm, Extractor and Channel Cartridge patents are pending.

Useful Conversions

- 1m = 1000mm = 3.38 feet
- 1kg = 1000g = 2.20 pounds
- 1Pa = 0.102mm water = 0.004 inches water
- 1L/s = 3.60m³/hr = 2.12cfm
- 1kW = 1000W = 1.34hp

Ozone Pollution Technology

Sydney Head Office, 212 Silverwater Road
Silverwater NSW 2128, Australia.

Phone 02-9748 7748

Fax 02-9748 7749

Email sales@ozonetec.com

Website http://www.ozonetec.com